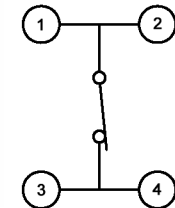
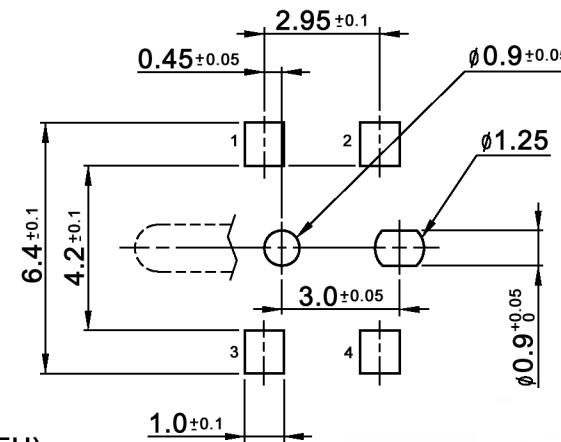


CIRCUIT DIAGRAM



P.C.B. LAYOUT



Compliance: RohS III (2015/863/EU)

Tolerances: ±0.20mm			Date	Name
			11/17	dr
Measuring points	03/21	dr	<b>knitter-switch</b>	
Operating temperature	06/18	dr		
Modifications	Date	Name		

**DTS 110 BxP-RT**

**30 39 75**

Page

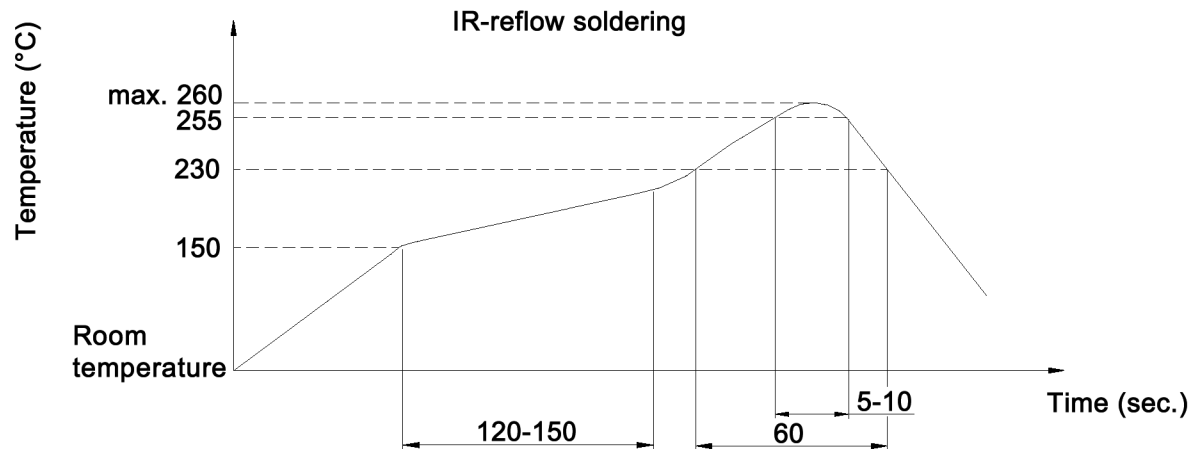
1/2

**Specifications:**

Contact rating: 1mA, 5V DC  
 Contact resistance: 10hm max.  
 Insulation resistance: 100MOhm min. at 100V DC for 1 minute +/-5sec.  
 Dielectric strength: 100V AC (50/60Hz) for 1 minute  
 Operating temperature: -40°C to +85°C  
 Storage temperature: -40°C to +85°C  
 Electrical life: 100 000 cycles min.  
 Operating force: 105gf max.  
 Material: Cover: stainless steel  
 Stem: high-temp. thermoplastic PA9T, molded black  
 Contact / spring: stainless steel  
 Base: high-temp. thermoplastic PA9T, red  
 Terminal: phosphor bronze

x	Contact and terminal plating
(none)	silver
B	gold

**Soldering conditions:**



Compliance: RohS III (2015/863/EU)

Tolerances: ±0.20mm			Date	Name	<b>DTS 110 BxP-RT</b>
			11/17	dr	
Measuring points	03/21	dr	<b>knitter-switch</b>		<b>30 39 75</b>
Operating temperature	06/18	dr			
Modifications	Date	Name			2/2